
2024-2025 Colorado State TOURNAMENT

Auraria Higher Education Center / April 5, 2025



When: April 5, 2025 [Calendar Invite](#)

Where: [Auraria Higher Education Center](#) [More detailed maps available on our website.](#)

WELCOME

Good luck to all teams competing in the tournament!

Thank you to all of our Team Managers, teachers, school sponsors, Appraisers, volunteers, and parents for your hard work to make this tournament possible.

Tournament Notes & Reminders

- Teams should report to their Challenge Prep Area 20 minutes before their scheduled Presentation time. Except Engineering, please report one hour ahead of time!
- Spectators will NOT be allowed to enter the Presentation Area once a team's Presentation has begun.
- Teams are encouraged to trade pins as a way to meet new friends and show good sportsmanship. Make sure any wrappers are disposed of properly.
- Parents, spectators, and Team Managers: remember to respect the rules of Interference. Do not interfere with the team's solution.
- Sensory/calm room available upon request Ask at the front desk in the PE Center.
- Nursing room available upon request Ask at the front desk in the PE Center.
- Prayer room available upon request Ask at the front desk in the PE Center.
- **All teams are invited to the closing ceremony party in the gym at 5:00 pm and should report to the gym for the Closing Ceremony at 6:00 p.m.**
- Please go to our [website](#) for more information.

Release/Disclaimer

By my participation in an event conducted by an Affiliate, Region, or other gathering related to the Destination Imagination program, the participant or participant's parents or participant's guardian understands and hereby voluntarily agrees to release, waive, forever discharge, hold harmless, defend, and indemnify Destination Imagination, Inc. and its agents, officers, boards, volunteers, and employees from any and all liability and all claims, actions, or losses for bodily injury, property damage, wrongful death, loss of services, or otherwise which may arise out of the participant's participation in activities related to the Destination Imagination event, including travel to and from the event.

Acknowledgments

We thank all of our Regional Directors who are the frontlines of our organization:

Andy Dechant: 5280 Region
Tina and Megan Morgenthaler: Jeffco Region
Scott Dalglish: NoCo Canyon Region
Julie Powell: Spicy South Region
Kayla Steffens and James Grobe: South Metro Region
Sarah Rogers: Southwest Region
Alisia Johnson: Western Slope Region

Affiliate Challenge Masters for putting all their sites together for this tournament:

Technical: Amber Hudson, Justin Willson, and Trystan Binkley-Jones
Scientific: Isaiah Thompson, Anna Morgenthaler, and Riley Morgenthaler
Fine Arts: Connie Jones, Jessica Bobbs, and Emma Gollob
Improv: Ellie Svoboda, Caroline Kuharski, and Ally Hayden
Engineering: Kevin Cogswell, Luaan Buist, and Colton Tapler
Project Outreach: Jennifer Zakotnik-Gutierrez, Yvonne Kellar-Guenther
Instant Challenge: Bonnie Deford, Claire Hamilton and Sara Heisdorffer
Score room: Sara Jurca

DI Colorado Board of Directors:

President: Hillary Biskner
Vice President: Kevin Roethe
Treasurer: Brian Weaver
Secretary: Minyi Du
Members at Large: Lorelei Jackson, Jill Jurca, Galina Leiphart, Bryan Leuenberger, Josh Seidman, Kayla Steffens, Will White, and Eric Wilson

We thank all our appraisers for their hard work today and throughout the season.

Special Thanks to the following:

Kim Marlow, Destination Imagination Colorado, Program Coordinator
Louie Wright, Destination Imagination Colorado, Executive Director
Savannah McKinney, Auraria Higher Education Center Events Staff
All the staff of AHEC Events

GENERAL SCHEDULE

Time	Event	Location
8:00 - 3:30	Registration & Information	PE Center Lobby
8:27- 4:30	Souvenir Sales	PE Center Lobby
8:40 - 4:33	Instant Challenge	Plaza
8:27 - 4:00	Technical	West PE Center Gym
8:45 - 3:21	Engineering	East PE Center Gym
7:51 - 3:20	Fine Arts	PE Center 111G (Elementary Level) St. Cajetan's (Middle and Secondary Level)
9:21 - 3:00	Improv	Tivoli Tower
8:27 - 3:21	Scientific	Tivoli Ballrooms
9:57 - 2:33	Service Learning	Plaza Mezzanine
5:00- 5:40	High School Gathering	Tivoli Multicultural Lounge
5:15 - 6:00	Dance Party	PE Gym
6:00 - 7:30	Awards	PE Gym

Elevate your Creativity! Welcome!

- Your first stop of the day should be at the registration table in the PE Center! The registration table will have:
 - Team Manager gift
 - T-shirts and pins, if you pre-ordered them
 - Fun souvenir sales to commemorate your day
 - Wristbands for inflatables
- Activities
 - Silent Auction!! Great items (PE Center Lobby)
 - Inflatable outdoor activities (St. Lawrence Parkway)
 - Pin Trading (PE Center Lobby)
 - Instant Challenge “Ta-Da” (Plaza)
 - Escape Rooms, reservations only (King Center)
- Food Trucks!!!! (By St. Cajetan’s and the Inflatables)



Thank you!!!!

I would like to extend my deepest gratitude to the entire DI Colorado community! It has truly been the privilege of my career to serve as the Executive Director of this incredible organization. Over the years, I've had the honor of watching students I first met as middle schoolers grow into the leaders of DICO. Their journeys have mirrored the growth and success of all the students who participate in our program. Whether they participated for one season, or many, the students we serve have been impacted by the work we do.

I've had the privilege of working alongside some of the most dedicated adult volunteers, whose generosity with their time, talents, and passion has been truly inspiring. I have been mentored by inspiring adults, awed by the creativity of students, and uplifted by the hundreds of solutions I have seen. My life has been immeasurably enriched by the students, managers, and volunteers who have made DI not just a program, but a shared value.

Thank you all for making this such a special and rewarding experience!

Reminders:

- Teams should report to their Challenge Prep Area **20 minutes before** their scheduled Presentation time. **60 minutes** for the Engineering challenge.
- Teams should report to their Instant Challenge Prep Area **20 minutes before** their scheduled Presentation time.
- You may pick up pre-purchased pins and t-shirts by the PE Lobby.
- Pins and souvenirs may be purchased at the PE Lobby.
- Props can be unloaded and loaded through the loading zones near your challenge. [See Map](#)
- Do not dispose of your props, or any other large items, on campus.
- 1st-4th place teams will be invited to compete at the Global Finals Tournament May 22-25, 2025. We ask that all teams through 6th place hold their props.



BREAKING POINT technical

TECHNICAL CHALLENGE

Elementary Level PE Gym West 1

- Design and build assembly equipment and destruction equipment.
- Use the assembly equipment to create a stack of items.
- Use the destruction equipment to disassemble and/or destroy the stack.
- Create and present a story about a character who lacks something important and attempts to gain it.
- Create and present two Team Choice Elements that show off the team's interests, skills, areas of strength, and talents.

Team #	Organization Name	Team Name	Team Challenge Time	Instant Challenge Time
106-78520	Littleton Public Schools	Crazy Stem Blizzard Spaghetti Dr	8:27 AM	10:33 AM
106-95926	Marshdale Elementary School	Unicorn Potatoes	8:45 AM	10:51 AM
106-03529	Pioneer Elementary	The Disco Potatoes	9:03 AM	11:09 AM
106-84634	Columbian Elementary	Thundercats	9:21 AM	11:27 AM
106-51906	Slavens K-8	Supercalifragilisticexpialidocio	10:15 AM	8:27 AM
106-65327	Independent	Pinball Ninjas	10:33 AM	8:45 AM
106-66950	Skyview Academy	The Dill Pickles	10:51 AM	9:03 AM
106-67431	Elk Creek Elementary PTA	The Dragon Eagles	11:09 AM	9:21 AM
106-73925	Garnet Mesa Elementary School	Back to the Future	11:27 AM	9:39 AM
106-79308	Wilmot Elementary School	Wilmot Candy Cats	12:39 PM	2:27 PM
106-82203	Meadowlark Elementary Elementary	Team Meadowlark	12:57 PM	2:45 PM
106-85487	Littleton Public Schools	How About Know	1:15 PM	3:03 PM
106-38665	Monterey Elementary	Monterey Imaginators	1:33 PM	3:21 PM
106-91449	Steele Elementary	Vroom Vroom My Mom's Car	1:51 PM	3:39 PM
106-18181	Salida	Salida Brain Busters	2:27 PM	12:39 PM
106-94981	Evergreen Country Day	Evergreen Engineers	2:45 PM	12:57 PM
106-95041	Sandburg Elementary School PTA	Team Beep	3:03 PM	1:15 PM
106-62558	Creativity Challenge Community	Abstract Astronauts	3:21 PM	1:33 PM
106-77957	Louisville Elementary School	Gummy Bear Tornadoes	3:39 PM	1:51 PM



BREAKING POINT technical

TECHNICAL CHALLENGE

ML, SL, UL Level PE Gym West 2

- Design and build assembly equipment and destruction equipment.
- Use the assembly equipment to create a stack of items.
- Use the destruction equipment to disassemble and/or destroy the stack.
- Create and present a story about a character who lacks something important and attempts to gain it.
- Create and present two Team Choice Elements that show off the team's interests, skills, areas of strength, and talents.

Team #	Organization Name	Team Name	Team Challenge Time	Instant Challenge Time
106-48240	Bill Roberts	Hamburguesas Con Queso	8:45 AM	10:33 AM
106-85643	West Jeff Middle School	The Vicious Suspicious Eagles	9:03 AM	12:21 PM
106-46630	Skyview Academy	The Pythagorean People	9:21 AM	10:51 AM
106-50779	Summit/Monarch	Dragon Gamers	9:39 AM	11:27 AM
106-04261	Cimarron Middle School and Gold Rush Elementary School	Clever Cinnamon Koalas	9:57 AM	11:09 AM
106-77241	Platte Valley Middle School	Duck Hunters	10:51 AM	9:21 AM
106-87567	Two Rivers Community School	[Insert Name Here]	11:09 AM	12:39 PM
106-50373	Merrill Middle School	Duct Tape and Prayers	11:27 AM	9:03 AM
106-16488	Littleton Public Schools	Chaos of Dramey	11:45 AM	9:57 AM
106-48949	Morey Middle School	Rock Bottom	12:57 PM	9:39 AM
106-39492	Salida	The Chicken Wranglers	1:15 PM	12:03 PM
106-35898	Swallows Charter Academy	The Dream Builders	1:51 PM	12:39 PM
106-39321	Skyview Academy	The Flipped Turtles	2:09 PM	12:57 PM
106-06297	Fairview High School	Oh What a Knight	2:27 PM	1:15 PM
106-50175	University	Maximum Jank	2:45 PM	1:33 PM



WORLDS BEYOND scientific

SCIENTIFIC CHALLENGE

Elementary Tivoli Ballroom A

- Create and present a story in which a character who is located on a planet other than Earth thinks they are alone but discovers that they are not.
- Include technobabble in the story.
- Design and build a device and/or effect that demonstrates what the technobabble describes.
- Include a scientific demonstration that shows the science behind why a specific phenomenon of the planet happens and/or exists.
- Create and present two Team Choice Elements that show off the team's interests, skills, areas of strength, and talents.

Team #	Organization Name	Team Name	Team Challenge Time	Instant Challenge Time
106-42737	Salida Montessori	Intergalactic Space Fuzzies	8:27 AM	9:39 AM
106-81000	Flagstaff Academy	Mars, Mice and Mayhem	8:45 AM	11:09 AM
106-67563	Elk Creek Elementary PTA	The Soaring Eagles	9:03 AM	11:27 AM
106-82384	Bradley International	Sensational Six	9:21 AM	10:51 AM
106-40123	McKinley Thatcher Elementary	STARS	10:15 AM	8:45 AM
106-69309	Kyffin Elementary School	The Space Explorers	10:33 AM	9:03 AM
106-94538	Independent	The Space Cows	10:51 AM	9:21 AM
106-34362	Louisville Elementary School	Chicken Pasta Studios	11:09 AM	9:57 AM
106-25083	Sandburg Elementary School PTA	We Couldn't Come Up With a Name	11:27 AM	10:15 AM
106-61308	Creativity Challenge Community	Galactic Goblins	12:39 PM	1:51 PM
106-00070	Lewis-Arriola	The Northern Lights	12:57 PM	2:27 PM
106-75820	Crest/Salida Middle School	The Atoms Family	1:15 PM	2:45 PM
106-04372	Superior Elementary School	The Moon Walkers	1:33 PM	3:21 PM
106-47592	Garnet Mesa Elementary School	The Da-Gon Dragons	1:51 PM	3:03 PM
106-31975	Reunion Elementary School	Snack Attack	2:27 PM	12:39 PM
106-48103	Black Forest	Tough as Titanium Astro Peeps	2:45 PM	1:15 PM
106-36858	Powderhorn Elementary	Wonder Girls	3:03 PM	12:57 PM
106-72333	Wilder Elementary	Ultimate Lightning Imaginators	3:21 PM	2:09 PM




WORLDS BEYOND scientific

SCIENTIFIC

ML and SL Tivoli Ballroom C

- Create and present a story in which a character who is located on a planet other than Earth thinks they are alone but discovers that they are not.
- Include technobabble in the story.
- Design and build a device and/or effect that demonstrates what the technobabble describes.
- Include a scientific demonstration that shows the science behind why a specific phenomenon of the planet happens and/or exists.
- Create and present two Team Choice Elements that show off the team's interests, skills, areas of strength, and talents.

Team #	Organization Name	Team Name	Team Challenge Time	Instant Challenge Time
106-31500	Compass Montessori	Unicorn Juice	9:21 AM	10:33 AM
106-98011	Compass Montessori	DI-abolical Marshmallows	9:39 AM	8:27 AM
106-80209	Littleton Public Schools	Polaris Pegasi	9:57 AM	8:45 AM
106-06908	Bill Roberts	The Unfolding Chaotic 6.5	10:15 AM	9:03 AM
106-85045	Monarch k-8	Purple Pineapple Pancakes	10:33 AM	9:21 AM
106-54668	Woodland Park	DI AI's (Actual Intelligence!)	11:27 AM	10:15 AM
106-34302	West Jeff Middle School	The Fill-in-the-Blank Eagles	11:45 AM	10:33 AM
106-00865	Las Animas Schools	Nonchalant Scientists	12:03 PM	1:33 PM
106-78184	Slavens K-8	It Worked Yesterday	1:15 PM	10:51 AM
106-94573	Peakview School	The Personas	1:33 PM	12:21 PM
106-42502	Summit School District	Kepler Gummies	1:51 PM	12:39 PM
106-78113	Sky Vista Middle Schools	Dizzy Iguanas	2:09 PM	12:57 PM
106-27582	Summit/Monarch	The Pineapple Pandas	2:45 PM	12:03 PM
106-29485	Discovery Magnet K-8	Colorado Rain	3:03 PM	1:51 PM
106-35694	Las Animas Schools	The Coconutty Buddies	3:21 PM	2:09 PM
106-20285	Escalante Middle School	S.C.A.M.	3:39 PM	2:27 PM




ENGINEERING

Elementary Level PE Gym East 1

- Design and build a transporter that will be tested during the team's Presentation.
- Complete weight transport tests to test how much weight the transporter can carry along a tournament-provided cord at various angles.
- Create and present a story in the style of contemporary circus.
- Include a daring display and an ensemble spectacle in the Presentation.
- Create and present two Team Choice Elements that show off the team's interests, skills, areas of strength, and talents.

Team #	Organization Name	Team Name	Team Challenge Time	Instant Challenge Time
106-02202	Superior Elementary	Mighty Hands	8:45 AM	9:57 AM
106-03094	Steele Elementary	Stem Stallions	9:03 AM	10:15 AM
106-74410	Wilmont Elementary	Cool Cats	9:21 AM	10:33 AM
106-50968	Mitchell	Marvelous Makers!	10:15 AM	11:27 AM
106-09241	Challenge School	Wolf Whisperers	10:33 AM	11:45 AM
106-54977	Slavens K-8	Couch Potatoes	10:51 AM	12:03 PM
106-59399	Evergreen Country Day	Engineering Eagles	11:09 AM	12:21 PM
106-65087	Longfellow Elementary	The Brainstormers	11:27 AM	12:39 PM
106-36859	Homeschool Coop	The Nerds	12:39 PM	1:51 PM
106-72848	Reunion Elementary School	Disco Foot Engineering Circus	12:57 PM	2:09 PM
106-53485	Louisville Elementary School	The Samurai Burritos	1:15 PM	2:27 PM
106-64428	Corwin International	Corwin Zippers	1:33 PM	2:45 PM
106-45213	Mission Viejo	The Laughing Acrobatic Tigers	2:09 PM	3:21 PM
106-68524	Salida	The Face Plants	2:27 PM	3:39 PM
106-39038	Cory Elementary School	Creative Cougars	2:45 PM	3:57 PM
106-32108	Two Rivers Community School	Flaming Falcons	3:03 PM	4:15 PM
106-12064	Redstone Elementary	The Dark Void	3:21 PM	4:33 PM



ENGINEERING

ML and SL PE Gym East 2

- Design and build a transporter that will be tested during the team's Presentation.
- Complete weight transport tests to test how much weight the transporter can carry along a tournament-provided cord at various angles.
- Create and present a story in the style of contemporary circus.
- Include a daring display and an ensemble spectacle in the Presentation.
- Create and present two Team Choice Elements that show off the team's interests, skills, areas of strength, and talents.

Team #	Organization Name	Team Name	Team Challenge Time	Instant Challenge Time
106-43232	Battlerock School	The Cactus Wranglers	9:03 AM	12:39 PM
106-30333	Swallows Charter Academy	The Time Travelers	9:21 AM	10:33 AM
106-34581	Merrill Middle School	Screaming Gophers	9:39 AM	10:51 AM
106-27501	North Fork Montessori at Crawford	Worcestershire Shronky Shawsh	9:57 AM	11:09 AM
106-90953	Compass Montessori	Flaming Flamingos	10:15 AM	11:27 AM
106-58260	Skyview Academy	NCBSH Engineers	11:27 AM	1:15 PM
106-09918	Manzanola 3J School District	Mike Tyson Memorial Team	11:45 AM	2:09 PM
106-34661	South High School	Discontinued Toast	12:03 PM	2:27 PM



FINE ARTS EL PE III G

- Create and present a story about how something small and/or simple can create a big impact.
- Include a focal character in the story.
- Include an emotional moment in the story.
- Design and create a minimalist set.

Team #	Organization Name	Team Name	Team Challenge Time	Instant Challenge Time
106-97983	Slavens K-8	Corgi & Co.	7:51 AM	9:39 AM
106-31529	Compass Montessori	Stone Hamster Bugs	8:09 AM	9:21 AM
106-06939	Lafayette Elementary	The G.O.A.T.	8:27 AM	10:33 AM
106-43537	Woodland Park	The Rockin' Red Apples	8:45 AM	10:15 AM
106-00161	Creativity Challenge Community	Creative Creatures	9:03 AM	11:27 AM
106-15424	Prairie Winds Elementary	Desserted Deserted Dinos	9:57 AM	8:27 AM
106-46736	Little Elementary	The Jaw Breakers	10:15 AM	8:45 AM
106-48660	Battlerock School	Maxwell and the Pinon Girls	10:33 AM	11:45 AM
106-50522	Mission Viejo Elementary	Amazing Castles	10:51 AM	9:03 AM
106-45952	Cottonwood Elementary School	Los campeones	11:09 AM	12:57 PM
106-41093	Two Rivers Community School	Buldak Noodles	12:21 PM	2:09 PM
106-08171	Sandburg Elementary School PTA	The 3rd Grade Rollers	12:39 PM	2:27 PM
106-57956	Compass Montessori	Creative Capybara Cookies	12:57 PM	2:45 PM
106-72149	Creativity Challenge Community	The Shakespearean Pickles	1:15 PM	3:03 PM
106-59936	Columbian Elementary	The Team With no name	1:33 PM	3:21 PM
106-94386	Dolores Elementary School	The Bears	2:09 PM	10:51 AM
106-99456	Flagstaff Academy	World Wide Friendship Club	2:27 PM	11:09 AM
106-43284	Swallows Charter Academy	The CAIKs	2:45 PM	1:15 PM
106-95430	Littleton Public Schools	Aesthetic Pookie Bears Eating	3:03 PM	1:33 PM



FINE ARTS ML SL St. Cajetans

- Create and present a story about how something small and/or simple can create a big impact.
- Include a focal character in the story.
- Include an emotional moment in the story.
- Design and create a minimalist set.

Team #	Organization Name	Team Name	Team Challenge Time	Instant Challenge Time
106-07025	Louisville Middle School	Man Eating Groundhogs Strike Bac	10:15 AM	9:03 AM
106-22270	Cimarron Middle School	That's a Cool Name	10:33 AM	9:21 AM
106-87565	Swallows Charter Academy	The El Bels	10:51 AM	9:39 AM
106-94409	Compass Montessori	Fabulicious Flaming Avocado Cats	11:45 AM	10:15 AM
106-14563	Bill Roberts	Curious Clown Fish	12:03 PM	10:33 AM
106-25248	Campus Middle School	starBURST!!!	1:15 PM	12:03 PM
106-56899	Goddard Middle School	Pig Meet Bacon	1:33 PM	11:27 AM
106-26188	Bill Roberts	The Fab 4	1:51 PM	11:45 AM
106-46805	Littleton Public Schools	Hippopotomonstrosesquipedaliopho	2:09 PM	11:09 AM
106-11146	Centennial High School		2:45 PM	1:33 PM
106-57342	King of Kings Lutheran School	Holy Honey Bares	3:03 PM	1:51 PM




SERVICE LEARNING

All Levels Plaza Mezzanine

- Identify, design, carry out, and evaluate a project that addresses a need in a real community.
- Create and present a story about a character who must make a critical choice.
- Include at least two potential outcomes and a complication in the story.
- Include a device that completes two different tasks from the same initiation in the Presentation.

Team #	Organization Name	Team Name	Team Challenge Time	Instant Challenge Time
106-74670	Campus Middle School	The Music Liboroughtation Party	9:57 AM	12:21 PM
106-28079	Wilder Elementary School	Giant Komodo Dragons Parachuting	10:15 AM	11:27 AM
106-80415	Flagstaff Academy	The Crazy Pretzels	10:33 AM	11:45 AM
106-82797	High Peaks	Recycling Raccoons	10:51 AM	12:03 PM
106-97157	Elk Creek Elementary PTA	Imagination Eagle Power	11:45 AM	9:39 AM
106-60784	Platte Valley Elementary School	PV3	12:03 PM	9:57 AM
106-09318	Littleton Public Schools	Chubby Chipmunks	12:21 PM	10:15 AM
106-61918	Lafayette Elementary	Disco Dragons	12:39 PM	10:33 AM
106-34212	Salida Montessori Charter School	Red Pom-Pomz	1:51 PM	3:03 PM
106-41313	Paonia K-8	Hoop, There It Is	2:09 PM	3:21 PM
106-54613	International School of Denver	The International Ballers	2:27 PM	3:39 PM




ARE WE THERE YET? improvisational

IMPROV

Elementary Level Tivoli 444

- Create and present an improvisational skit about a traveling character.
- Research locations and show the character's route between a starting location and an ending location.
- Research modes of transportation and incorporate one into the skit.
- Include a seeker and a detour in the skit.

Team #	Organization Name	Team Name	Team Challenge Time	Instant Challenge Time
106-89444	Three Creeks K-8	Emerald Platypuses	9:39 AM	8:27 AM
106-66797	Lewis-Arriola	Improv Icebergs	9:57 AM	8:45 AM
106-17132	Reunion Elementary School	Sugar Baddies	10:15 AM	9:03 AM
106-31321	Turnberry Elementary	Colorado Siren Gurls	10:33 AM	9:21 AM
106-87602	Lafayette Elementary	Za7Floccinaucinihilipilification	10:51 AM	9:39 AM
106-69646	Compass Montessori	Watermelon Monkeys	12:21 PM	10:15 AM
106-59372	Elk Creek Elementary PTA	The Blue Eagles	12:39 PM	10:33 AM
106-11140	Grant Ranch Elementary	The S'Mores Squad	12:57 PM	10:51 AM
106-23554	Fowler Elementary	Duck-Tectives	1:15 PM	11:09 AM
106-17702	Cedaredge Elementary	Colorado Cubs	1:51 PM	11:45 AM
106-86362	Louisville Elementary School	Crazy Coconut Corgis	2:09 PM	12:03 PM
106-27036	St. Mary's Academy	7ish Wanderers Of The World	2:27 PM	12:21 PM
106-94831	Bill Roberts	Orange Lemonade in a Tinfoil Can	2:45 PM	12:39 PM




ARE WE THERE YET? improvisational

IMPROV

Middle Level Tivoli 440

- Create and present an improvisational skit about a traveling character.
- Research locations and show the character's route between a starting location and an ending location.
- Research modes of transportation and incorporate one into the skit.
- Include a seeker and a detour in the skit.

Team #	Organization Name	Team Name	Team Challenge Time	Instant Challenge Time
106-31290	Littleton Public Schools	Magical Maps	9:21 AM	10:51 AM
106-09920	Rocky Ford School District	Gleep Glorpianz	9:39 AM	11:09 AM
106-37537	Grant Ranch Elementary	TJM2	9:57 AM	11:27 AM
106-68172	Sky Vista Middle School	Dlvas	10:15 AM	11:45 AM
106-28204	Rocky Ford School District	Wait... did we add it?	11:09 AM	1:33 PM
106-34376	Manhattan Middle School	The Crash Outs	11:27 AM	1:51 PM
106-37741	Nativity Faith & Reason	One in a Melon	11:45 AM	2:09 PM
106-61952	Miami Yoder School District	The Hilarious Herd	12:03 PM	10:33 AM
106-60498	Rocky Ford School District	Silly Snackers	1:15 PM	3:03 PM
106-92059	Two Rivers Community School	Smoking Pixies from Outer Space	1:33 PM	2:45 PM
106-89528	Slavens K-8	Zesty Lemon Sharks	1:51 PM	3:21 PM
106-86110	Grant Ranch Elementary	The Gummy Bears	2:09 PM	12:57 PM
106-68204	Fowler Jr. High	The DI Duhz	2:27 PM	3:39 PM



ARE WE THERE YET? improvisational

IMPROV SL Tivoli 640

- Create and present an improvisational skit about a traveling character.
- Research locations and show the character's route between a starting location and an ending location.
- Research modes of transportation and incorporate one into the skit.
- Include a seeker and a detour in the skit.

Team #	Organization Name	Team Name	Team Challenge Time	Instant Challenge Time
106-46569	Centaurus, Monarch, Niwot High Schools	Chaos Barrel: Llama Pain Test	9:39 AM	11:09 AM
106-56227	Pueblo Boys & Girls Club	We'll Do It When We Get There	9:57 AM	11:27 AM
106-92757	Rocky Ford School District	End Quote	10:15 AM	9:03 AM
106-10449	Miami Yoder School District	Allofmahgoats	10:33 AM	9:21 AM
106-42810	Fowler High School	M&M's	10:51 AM	9:39 AM
106-76377	Rocky Ford School District	Snackaholics Anonymous 2.0	12:21 PM	10:51 AM
106-92643	Cherry Creek HS	Super duper sparkly fire-breathi	12:39 PM	2:09 PM
106-20772	Park County Schools	Las Brujas Fabulosas	12:57 PM	2:27 PM
106-46889	Heritage High School	Who R. U. & Y. R. U. crying?	1:15 PM	2:45 PM
106-12331	Miami Yoder School District	The Flaming Hot Toaster Strudels	1:33 PM	3:03 PM



THANK YOU to our Amazing Sponsors!
This event could not happen without you!



2024 Scholarship Winners

Dyan Chen-Baker, IDODI Scholarship

Jacobi Rhyme, IDODIScholarship



Vision

Ignite the power of ALL youth to be the creative and collaborative innovators of tomorrow

Mission

To inspire and equip youth to imagine and innovate through the creative process

New to DI? Welcome!


We're glad you're here! There's no better way to understand the Destination Imagination Challenge Experience than to see it in action. To get the most out of your day at this tournament, here's what we suggest:

- Attend at least one Presentation in every Team Challenge. Each Team Challenge is unique and has open-ended requirements, allowing teams to create totally different solutions from one another. Read through the Points of Interest so you know what you can expect to see. Each Presentation is around eight minutes in length.
- Wish the teams luck in their Instant Challenge. All of our teams participate in an Instant Challenge as part of their tournament experience, during which they use quick, creative and critical thinking, and teamwork to come up with a solution in a short amount of time. Spectators are not allowed in these presentations as the Instant Challenges themselves are highly confidential.
- Look at the props, costumes, sets, technical devices and more that the teams have created—but please don't touch! Remember that everything you see was crafted by the team members with no adult Interference.
- Talk to teams, parents and volunteers about their experience with this season of Destination Imagination. Tell them you're considering starting a team, and ask them to share their favorite thing about DI—you'll be amazed by the different answers you hear.
- Have fun, be inspired, and imagine the possibilities!

Learn more at DestinationImagination.org. Sign up for our newsletter for all the latest updates and to be alerted when registration is open for the 2025-26 season.

Learn more at DestinationImagination.org

2025-26 Challenge Previews

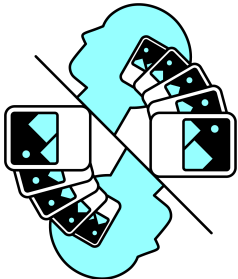


Technical Challenge: **Win It Big**

The lights, the glamour, the prizes! In this season's Technical Challenge, you get to explore game shows. Use your technical skills to design and create your very own game show, complete with a gimmick, a reveal, and an effect meant to dazzle the senses. What challenges might you face, and what prizes are waiting to be won?

Points of Interest:

- Create and present a game show.
- Include a host character and at least one contestant.
- Build tension with a raising-the-stakes event.
- Design and create a gimmick, a reveal, and a razzle-dazzle effect for your game show.
- Create and present two Team Choice Elements that show off the team's interests, skills, areas of strength, and talents.



Scientific Challenge: **Unforgettable**

Did you see that!? Are you sure? Can you trust your memory, or have your eyes been deceived? Find out in this season's Scientific Challenge when you explore the science of human memory and misdirection. Bring a memory to life with your memory depiction, complete with a special effect. How will your team be remembered?

Points of Interest:

- Create and present a story about how a character recalling a memory leads to a realization.
- Integrate your team's research about the science of human memory into the Presentation.
- Create and present a memory depiction. Enhance the memory depiction with a special effect.
- Include a misdirection in your Presentation.
- Create and present two Team Choice Elements that show off the team's interests, skills, areas of strength, and talents.




Fine Arts Challenge: **Becoming Super**

Some are destined for great good, others for great evil. In this season's Fine Arts Challenge, you'll have the chance to show how one hard choice can set two characters on two different courses, as one becomes a superhero and the other becomes a supervillain. Use stage makeup and a technical costume to enhance some of your Presentation. It's time to decide your fate!

Points of Interest:

- Create and present an origin story that shows how one character becomes a Superhero and a different character becomes a Supervillain.
- Use theatrical methods to portray a difficult decision, situation, and/or event.
- Use stage makeup on at least one team member.
- Design and create one technical costume.
- Create and present two Team Choice Elements that show off the team's interests, skills, areas of strength, and talents.




Improvvisational Challenge: **Casting Shadows**

Bright and dark, young and old, many and few...the world is full of opposites. Explore opposing themes while telling a story based on an inciting incident. Include a resolution trope and a random setting. Don't get lost in darkness as you use a shadow screen and shadows to enhance your story! Get ready to step out of the shadows and into the spotlight in this season's Improvisational Challenge!

Points of Interest:

- Create and present an improvisational skit based on an inciting incident.
- Research pairs of opposing themes and incorporate a pair into the skit.
- Include a randomly selected setting.
- Research resolution tropes and incorporate one of them into the skit.
- Use a shadow screen and a box of materials to enhance the skit.




Engineering Challenge: **Above and Beyond**

We invite you to dive right into the middle of the action! With this season's Engineering Challenge, you'll tell a story that starts with an *in medias res* scene. Make sure to include something important that expands, extends, or goes above and beyond. Defy gravity as you load up your structure with weights placed as far away from the base as possible. We can't wait to see how you'll go above and beyond!

Points of Interest:

- Test how much weight a team-created structure can hold by placing weights onto the Structure as far from the center as possible.
- Create and present a story in which something important expands, extends, or goes above and beyond.
- Begin the Presentation with an *in medias res* scene.
- Include an expansion effect.
- Create and present two Team Choice Elements that show off the team's interests, skills, areas of strength, and talents.




Service Learning Challenge: **Give and Take**

In this Challenge, your team will take on a service project that addresses a real community need. Then, you'll tell a story about what happens when two characters team up to resolve a dispute. How will a misunderstanding throw a wrench into the situation? It's time to flex your negotiation skills when you take on this season's Service Learning Challenge!

Points of Interest:

- Identify, design, carry out, and evaluate a project that addresses a need in a real community.
- Create and present a story about at least two conflicting characters who have to work together to address or resolve a dispute.
- Include a misunderstanding and at least two different viewpoints.
- Enhance your Presentation with a dispute depiction.
- Create and present two Team Choice Elements that show off the team's interests, skills, areas of strength, and talents.



Early Learning Challenge: **Helping Hands**

Teachers, firefighters, librarians, nurses, pet adoption coordinators, food bank workers, and many other community helpers spend their days working to make our world a better place. It's time to learn about how you can help too! Every day is a great day to lend a helping hand in this season's Early Learning Challenge!

Points of Interest:

- Research different kinds of community helpers.
- Create and present a play about community helpers working together to solve a problem.
- Design and create a set that shows where at least one of the community helpers works.
- Create and present a song about helping.
- Create and present one Team Choice Element that shows off the team's interests, skills, areas of strength, and talents.

Navigating the Venue

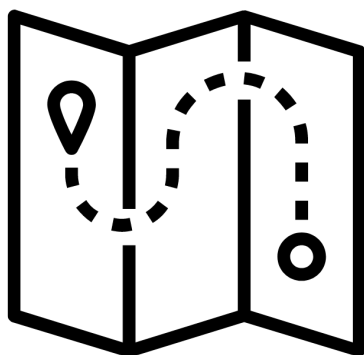


Image description: A black and white pictogram of a map.

Tournament maps are provided at our website and at the information station in the PE Center. [Click here for maps.](#)

Team Challenges



Image description: A black and white pictogram of a team in a huddle formation.

Throughout the event, Destination Imagination (DI) teams will be presenting their work on a **Team Challenge**. The Team Challenge falls in one of seven categories: Technical, Scientific, Fine Arts, Improvisational, Engineering, Service Learning, or Early Learning. You can learn more about this year's

Team Challenges [on the DI website](#). Each Team Challenge has its own Presentation Site, or rooms specific to the Challenge. The size, seating options, and acoustics will vary greatly by Presentation Site.

Each team has an assigned **Presentation** time for Team Challenge. The tournament schedule can be found [on our state website](#). Teams should arrive at the Presentation Site at least 20 minutes prior to the assigned time in order to begin the check-in process in the Prep Area. Teams participating in the Engineering Challenge require check-in 60 minutes prior to their solution time. In the Prep Area, the team will work with the Prep Area Appraiser to check in all of the props, costumes, and anything else that will be used in the team's Presentation. Only the team members and the Team Manager (their adult mentor) are allowed in the Prep Area. The **Presentation** is when the team members present how they solved their Team Challenge in front of an audience and a team of Appraisers (scoring officials).

A team's Presentation lasts eight minutes or less. The content of team Presentations will vary greatly, but it is likely you will see stories, scenery, costumes, and technical elements created by the team members. It is common for a team's Presentation to include lights, possibly including strobe lights and/or flashing lights. Team Presentations do often include loud noises or music. However, most Presentation sites do NOT have sound systems, so it may be hard to hear the team. Audience members are welcome to laugh or applaud as they see fit.

When the team members are done with their Presentation, the Appraisers will ask them a few questions before they leave. Audience members can remain in the Presentation Site during these questions. After speaking with the Appraisers, the team will take its Presentation materials out of the Presentation Site. At this time, parents and team supporters may help the team remove materials from the Presentation Site.



Instant Challenges




Image Description: The Instant Challenge logo for the 2024-25 season; in hand-drawn art, a light blue unicorn drives a go-cart on a sunny day.

An **Instant Challenge** (IC) is a smaller Challenge that is a surprise to the team on the day of the tournament. An Instant Challenge may involve a task, a performance, or a combination of both. Instant Challenges usually last ten minutes or less.

Teams are given a specific time to present their Instant Challenge. The team, the Team Manager, and the Appraisers are the only people allowed into

the Instant Challenge areas.

When a team has completed the Instant Challenge, the team members may be directed to a **Cool Down** room to discuss the experience with one another. Since many teams will utilize the same Instant Challenge at this event, teams **must not** discuss details of the Instant Challenge outside of the Cool Down room until after the Destination Imagination season has ended in May.

Spectators




Image description: A black and white pictogram of people seated in an audience.

Spectators, such as friends and family members, are welcome to attend this tournament. Spectators are welcome to attend any Team Challenge presentation. Please find the doors marked “Audience Entrance” at each Challenge Presentation Site.

Please note: At many Presentation Sites, doors will be closed whenever a team is presenting, so spectators may be asked to wait to enter the Presentation Site.

Spectators will **not** be allowed to attend any Instant Challenge presentations.

Photos and Videos



Image description: Three black and white pictograms of a camera, cell phone camera, and a video camera.

Photos/videos of a team’s Presentation may only be taken if the team has given permission. This information will be announced before the team begins its Presentation.

What to Wear




Image description: Three black and white pictograms of a t-shirt, a jester’s hat, and a tennis shoe.

All tournament participants and spectators are welcome to wear comfortable, weather-appropriate clothing. Our volunteers often wear vibrant, colorful clothing and hats to celebrate the event. It is also highly likely that you will see team members in costume for

their Presentations.

If you are a person who prefers using protective equipment such as ear defenders, ear plugs, etc., it will be helpful for you to bring them with you to the event.

Inclement Weather



Image description: A black and white pictogram of storm clouds with lightning, rain, and wind.

If inclement weather will have any impact on the tournament schedule, teams will be notified via emails and at our [website](#).

Emergency Procedures





Image description: black and white pictograms of an alarm light, first aid kit, and an alert sign with an exclamation point.

The fire alarms in the building have flashing lights and loud repetitive sirens. If the need for an evacuation arises, please follow posted exit signage to safety.

If a medical emergency should occur, we will immediately call 911. Please notify the nearest tournament volunteer for assistance.

Accessibility Information

Destination Imagination is committed to being as inclusive and accessible as possible. If there are questions that extend beyond the information provided in this guide, please contact Kate at 303-618-2760. We are eager to meet your needs!

If accessibility needs arise on site, the day-of point of contact is Kate at 303-618-2760.

Language



Image description: A black and white pictogram of two figures having a conversation. A speech bubble above them reads "...".

The Awards Celebration will be presented in English. Most Team Presentations will be shared in English. Signage throughout the event will be available in English and Spanish.

Immunity Precautions



Image description: A black and white pictogram of a protective face covering.

Our event will adhere to local health and safety restrictions. At this time, masking and vaccinations are optional.

To be respectful of those with compromised immune systems, please do not attend this event if you are experiencing an airborne or contagious illness.

Mobility Information

There are a number of parking lots all with accessible parking spaces available at this event.

Elevators are available in each building we are using.

The following event spaces are on upper floors: Many, but not all IC rooms, All venues in the Tivoli Center, All venues in the King Center.

Presentation Sites are located throughout the venue. We recommend bringing your mobility device with you to help manage the distances between sites.

Restroom Information



Image description: A black and white pictogram of a toilet with a grab bar. Above it, the symbol for accessibility is displayed on the wall.

Restrooms divided by gender can be found in every building on the campus.

All-gender restrooms can be found throughout the campus.

Quiet Room/Regulation Room



Image description: A black and white pictogram showing a face in profile. One finger is raised toward the lips to make the “Shhh” gesture.

A Quiet Room/Regulation Room is available in the PE Center. This space is reserved for attendees who may need a quiet space for tasks like taking medication, prayer, addressing sensory needs, or just a moment away from the busy tournament!

While using the Quiet Room/Regulation Room, please use a quiet voice and silence all devices, except Augmentative and Alternative Communication (AAC) devices. Attendees under the age of 18 should be accompanied by an adult.

Lactation Room



Image description: A black and white pictogram of a parent holding an infant alongside a bottle.

A private space exclusively for nursing parents can be found at the PE Center.

Please ask at the information desk in the PE Lobby for specific information regarding these spaces.